

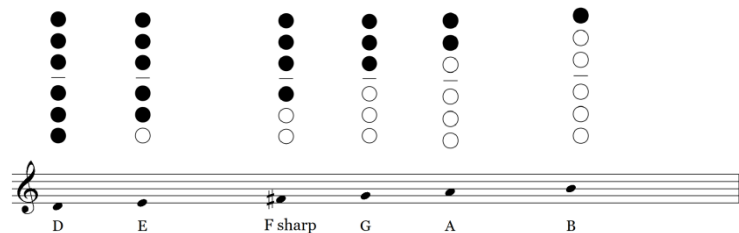
A Great Start for Beginner Woodwinds

There is so much anticipation when a student opens an instrument case for the first time. As teachers we open up their minds to a whole new world of musical and technical discovery while learning a woodwind instrument. This session will explore teaching approaches that have been successful for those in their first year of learning and is a chance for you to discover some new strategies or refine some of the tried-and-true winners.

FINGERING CHARTS

- What are the most crucial notes to know in the first term of learning the instrument?
- Create your own fingering chart online: <https://fingering.bretpimentel.com/>

BEGINNING OBOE NOTES



THE FIRST LESSON

Instrument Setup

- Start with the mini-instrument already setup so initial focus is on tone production

Tone Production concepts

- Deep breathing. Hiss muscle. Teeth placement. Angles. Reeds

Articulation

- Tip of tongue to tip of pinky for reeds.
- Imitation games to check aural skills. Intercept bad habits. Can be fun!

Hand position

- Mini instrument first three sounds leads to Hot Cross Buns with variations

The instrument can go home after the second lesson. This gives time to confirm understanding from the first lesson and build proficiency at setting up and cleaning the instrument correctly. *Primum non nocere!* In the meantime, give a labelling task to complete and a favourite YouTube clip to listen to.

The following excerpts contain insubstantial portions from the resources listed on the final page of this handout.

MY FIRST SAXOPHONE SONGS

HOT CROSS BUNS

Two staves of musical notation for 'HOT CROSS BUNS'. The first staff is in 4/4 time and contains four measures: a half note G4, a quarter note A4, a half note B4, and a quarter note C5. The second staff contains eight measures: a quarter note G4, quarter note A4, quarter note B4, quarter note C5, quarter note B4, quarter note A4, quarter note G4, and a half note F#4.

HOT CROSS BUNS - SAD VERSION

Two staves of musical notation for 'HOT CROSS BUNS - SAD VERSION'. The first staff is in 4/4 time and contains four measures: a half note G4, a quarter note A4, a half note B4, and a quarter note C5. The second staff contains eight measures: a quarter note G4, quarter note A4, quarter note B4, quarter note C5, quarter note B4, quarter note A4, quarter note G4, and a half note F#4.

MARY HAD A LITTLE LAMB

Two staves of musical notation for 'MARY HAD A LITTLE LAMB'. The first staff is in 4/4 time and contains four measures: a half note G4, a quarter note A4, a half note B4, and a quarter note C5. The second staff contains eight measures: a quarter note G4, quarter note A4, quarter note B4, quarter note C5, quarter note B4, quarter note A4, quarter note G4, and a half note F#4.

SOFT KITTY

Two staves of musical notation for 'SOFT KITTY'. The first staff is in 4/4 time and contains four measures: a half note G4, a quarter note A4, a half note B4, and a quarter note C5. The second staff contains eight measures: a quarter note G4, quarter note A4, quarter note B4, quarter note C5, quarter note B4, quarter note A4, quarter note G4, and a half note F#4.

FALLING SLOWLY
from 'Once'

Glen Hansard
and Markéta Irglová

Musical score for 'Falling Slowly' from the movie 'Once'. The score consists of five staves of music in 4/4 time. The melody is a simple, descending line of eighth notes, starting on a middle C and ending on a G. The accompaniment consists of a steady eighth-note bass line. The piece concludes with a final sustained note on G.



WE WILL ROCK YOU

Brian May

Musical score for 'We Will Rock You' by Queen. The score consists of four staves of music in 4/4 time. The melody is a simple, descending line of eighth notes, starting on a middle C and ending on a G. The accompaniment consists of a steady eighth-note bass line. The piece concludes with a final sustained note on G.

Saxophone Finger Warm-ups

Have your teacher mark when each has been completed!



G major (F#) *AW* *3* **STAR WARS** *3* *triplet 3 equal sounds "pinopde"*

1 2 3 4+a

2 3

Anacrusis - before beat 1 **HAPPY BIRTHDAY** *Fermata/Pause*

Fermata/Pause

HEDWIG'S THEME

1 2 3

1 2 3

Natural

Palm D

C#

C

pinky

SK

SK

Daily Warm-up Page

Level 1

Alto Saxophone

1 Tip of tongue, release

2 Slur Tongue Steady airstream

3 Fingers hovering

4 Right hand position Air support

5 Going down

6 Going up Palm key

7 F major scale Bis

8 Chromatic scale Chr SK

MINUET

By Christian Petzold

Musical score for Minuet by Christian Petzold, 3/4 time signature, key of D major. The score consists of four staves of music. The first staff begins with a mezzo-forte (*mf*) dynamic. The second and fourth staves end with a double bar line. The third staff begins with a piano (*p*) dynamic. The music features a mix of eighth and sixteenth notes, often beamed together, with some slurs and accents.

THE PINK PANTHER

By Henry Mancini

Musical score for The Pink Panther by Henry Mancini, 4/4 time signature, key of D major. The score consists of four staves of music. The first staff begins with a piano (*p*) dynamic and features a triplet of eighth notes. The second and third staves also feature triplet markings. The fourth staff begins with a forte (*f*) dynamic. The music is characterized by a rhythmic pattern of eighth and sixteenth notes, with frequent triplet figures and slurs.

JURASSIC PARK

John Williams



Musical score for Jurassic Park, composed by John Williams. The score is written for four staves in 2/4 time. The melody is primarily composed of eighth and quarter notes, with a final measure ending on a whole note. The key signature is one flat (B-flat major).

PIRATES OF THE CARIBBEAN

Klaus Badelt



Musical score for Pirates of the Caribbean, composed by Klaus Badelt. The score is written for four staves in 3/4 time. The melody is primarily composed of quarter and eighth notes. The key signature is one flat (B-flat major).

AVENGERS

Alan Silvestri



Musical score for Avengers, composed by Alan Silvestri. The score is written for two staves in 4/4 time. The melody is primarily composed of quarter and eighth notes. The key signature is one flat (B-flat major).

BABY SHARK

Musical notation for 'Baby Shark' in 4/4 time. The first staff begins with a treble clef and a key signature of one flat (Bb). The melody consists of a simple, repetitive sequence of notes: G4, A4, Bb4, C5, Bb4, A4, G4. The second staff continues the melody with similar rhythmic patterns and rests.

LEAN ON ME

Bill Withers

Musical notation for 'Lean on Me' in 4/4 time. The first staff starts with a treble clef and a key signature of one flat (Bb). The melody features a mix of eighth and quarter notes, with some slurs. The second staff continues the melody with similar rhythmic patterns and rests.

CAN-CAN

Jacques Offenbach

Musical notation for 'Can-Can' in 4/4 time. The first staff starts with a treble clef and a key signature of one flat (Bb). The melody is characterized by a rhythmic pattern of eighth notes and rests, with accents. The second staff continues the melody with similar rhythmic patterns and rests.

TEQUILA

Chuck Rio

Musical notation for 'Tequila' in 4/4 time. The first staff starts with a treble clef and a key signature of one flat (Bb). The melody features a rhythmic pattern of eighth notes and rests. The second and third staves continue the melody with similar rhythmic patterns and rests. The word 'Te-quil-a' is written in red at the bottom right of the third staff.

JINGLE BELLS

Musical score for Jingle Bells, arranged in four staves. The key signature is one flat (Bb) and the time signature is 4/4. The melody is written on the first staff, and the accompaniment is written on the second, third, and fourth staves.

JOY TO THE WORLD

Musical score for Joy to the World, arranged in two staves. The key signature is two sharps (F# and C#) and the time signature is 4/4. The melody is written on the first staff, and the accompaniment is written on the second staff.

AWAY IN A MANGER

Musical score for Away in a Manger, arranged in two staves. The key signature is three flats (Bb, Eb, and Ab) and the time signature is 3/4. The melody is written on the first staff, and the accompaniment is written on the second staff.

SANTA CLAUS IS COMING TO TOWN

Musical score for Santa Claus is Coming to Town, arranged in three staves. The key signature is one flat (Bb) and the time signature is 4/4. The melody is written on the first staff, and the accompaniment is written on the second and third staves. The word "FINE" is written above the end of the first staff, and "D.C. al FINE" is written above the end of the third staff.

BEGINNER WOODWIND RESOURCES LIST

Method Books

- Hampton, A. (2003). *Saxophone Basics*. Harlow: Faber Music.
Lautzenheiser, T. et al. (2004). *Essential elements 2000. Book 1*. Milwaukee: Hal Leonard.
Seabrook, S. (2008). *Band Class 1*. Fitzroy: Reed Music.

Technique Development

- Sayger, T. (2024, May 20th). *4 Leveled Clarinet Warmups for Band FREEBIE*. Teachers Pay Teachers.
<https://bit.ly/ClarinetWarmups>
Whistler, H. (1941) *Klose-Lazarus Method for Clarinet*. Chicago: Rubank.

Repertoire Books

- Galliford, B. ed. (2012). *Ultimate Movie Instrumental Solos*. Van Nuys: Alfred.
Galliford, B. ed. (2021). *Superhero Themes Instrumental Play-Along*. Milwaukee: Hal Leonard.
Lanning, J. (1991). *Making the Grade – Grade 1 for Clarinet*. London: Chester Music.
Sweeney, M. arr. (1997). *Essential Elements Movie Favorites*. Milwaukee: Hal Leonard.
Sweeney, M. et al. arr. (2004). *Essential Elements Film Favorites*. Milwaukee: Hal Leonard.
Walton, M. (1989). *66 Great Tunes for Alto Saxophone*. Galston: Australian Wind Music Publications.

Duets

- Percival, R. & Dorich, P. (2015) *Teacher on Tap Duets*. Lane Cove: Teacher on Tap.
Rae, J. (1996) *Easy Jazzy Saxophone Duets*. London: Universal Edition.

Chamber works

- Story, M. (2008) *Pop Quartets for All*. Van Nuys: Alfred.
Story, M. (2009) *Movie Quartets for All*. Van Nuys: Alfred.

Creative tasks

- Harris, P. & Tucker, R. (2003) *Composer Yourself!* Harlow: Faber Music.
Going, J. (2011) *Creating New Stuff*. Melbourne: Notable.
Pertout, A. (1996) *Sighreading: The Rhythm Book*. Northcote: Musos Publications.
Various. (2003) *Jazz Clarinet, Level/Grade 1 Tunes*. London: ABRSM.